Phonics Activities

Monday

Say the name of the picture. ○ → ○ → ○ Tap a dot for each sound you hear.	Say the name of the picture. ○ → ○ → ○ Tap a dot for each sound you hear.	Say the name of the picture. ○ → ○ → ○ Tap a dot for each sound you hear.
How many sounds did you hear?	How many sounds did you hear?	How many sounds did you hear?
Write the word.	Write the word.	Write the word.

Monday

Say the name of the picture. ○→○→○ Tap a dot for each sound you hear.	Say the name of the picture. ○→○→○→○ Tap a dot for each sound you hear.	Say the name of the picture. ○→○→○→○ Tap a dot for each sound you hear.
How many sounds did you hear?	How many sounds did you hear?	How many sounds did you hear?
Write the word.	Write the word.	Write the word.

Tuesday

Say the name of the picture.	Say the name of the picture.	Say the name of the picture.
○→○	○→○	○→○→○
Tap a dot for each sound you hear.	Tap a dot for each sound you hear.	Tap a dot for each sound you hear.
How many sounds did you hear?	**How many sounds did you hear?**	**How many sounds did you hear?**
Write the word.	**Write the word.**	**Write the word.**

Tuesday

Say the name of the picture.	Say the name of the picture.	Say the name of the picture.
 ○→○→○	○→○→○→○	○→○→○→○
Tap a dot for each sound you hear.	Tap a dot for each sound you hear.	Tap a dot for each sound you hear.
How many sounds did you hear?	**How many sounds did you hear?**	**How many sounds did you hear?**
Write the word.	**Write the word.**	**Write the word.**

Wednesday

Say the name of the picture. (Even though there are 4 dots, make sure you only tap the correct number of dots for each sound you hear. Don't get tricked!)  ○→○→○→○ Tap a dot for each sound you hear.	**Say the name of the picture.** (Even though there are 4 dots, make sure you only tap the correct number of dots for each sound you hear. Don't get tricked!)  ○→○→○→○ Tap a dot for each sound you hear.	**Say the name of the picture.** (Even though there are 4 dots, make sure you only tap the correct number of dots for each sound you hear. Don't get tricked!)  ○→○→○→○ Tap a dot for each sound you hear.
How many sounds did you hear?	**How many sounds did you hear?**	**How many sounds did you hear?**
Write the word.	**Write the word.**	**Write the word.**

Wednesday

Say the name of the picture. (Even though there are 4 dots, make sure you only tap the correct number of dots for each sound you hear. Don't get tricked!) ○→○→○→○ Tap a dot for each sound you hear.	**Say the name of the picture.** (Even though there are 4 dots, make sure you only tap the correct number of dots for each sound you hear. Don't get tricked!) ○→○→○→○ Tap a dot for each sound you hear.	**Say the name of the picture.** (Even though there are 4 dots, make sure you only tap the correct number of dots for each sound you hear. Don't get tricked!) ○→○→○→○ Tap a dot for each sound you hear.
How many sounds did you hear?	**How many sounds did you hear?**	**How many sounds did you hear?**
Write the word.	**Write the word.**	**Write the word.**

Thursday

Changing the Middle Vowel

Read the first word, then change the middle vowel in the next word to match the picture.

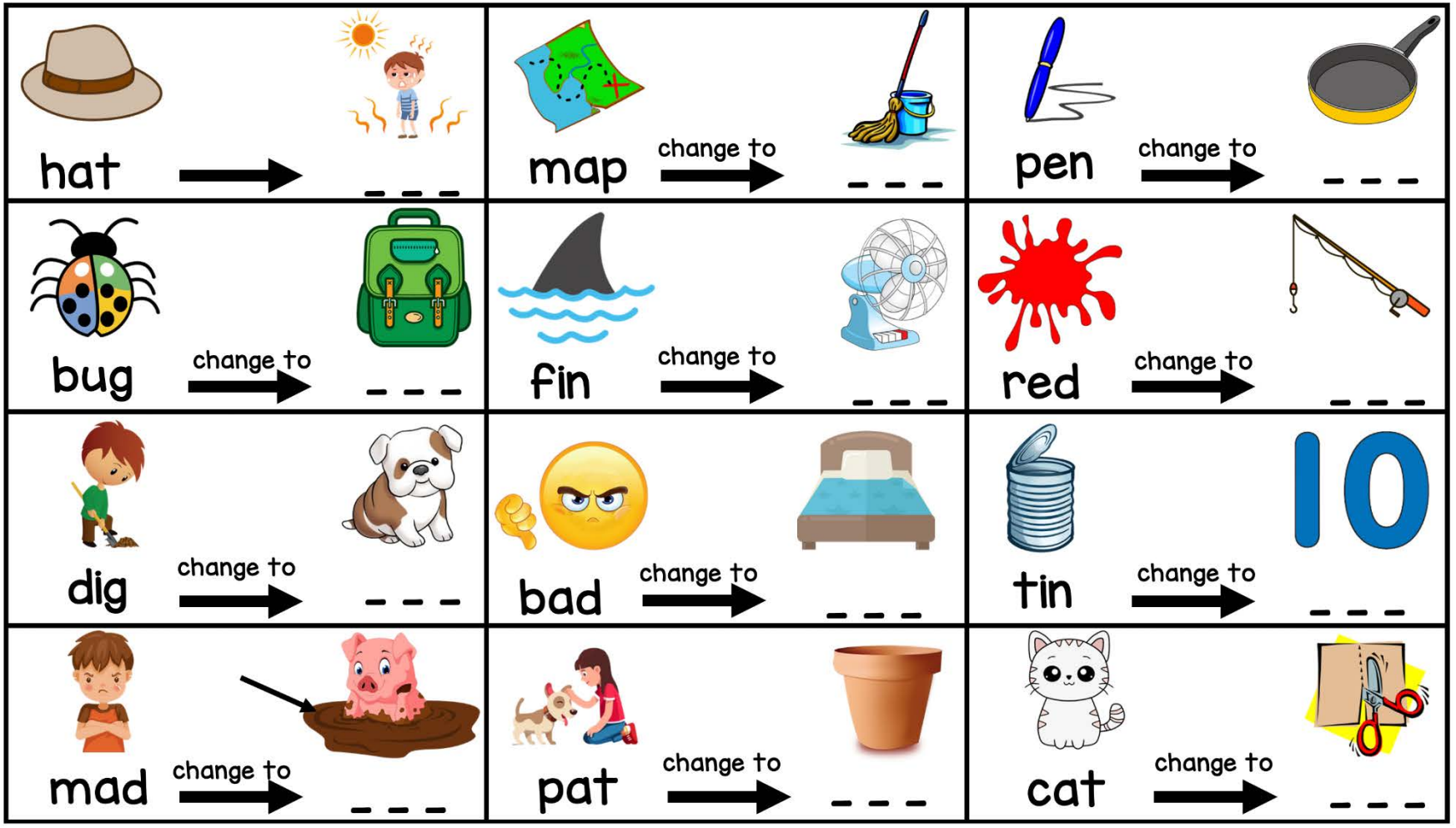

Friday

Changing the Middle Vowel

Read the first word, then change the middle vowel in the next word to match the picture.

hot change to _ _ _	bag change to 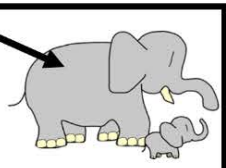 _ _ _	top change to _ _ _
fix change to _ _ _	pan change to _ _ _	lap change to  _ _ _
bun change to _ _ _	pit change to _ _ _	tan change to _ _ _
rot change to _ _ _	hip change to _ _ _	net change to _ _ _

it's oFISHcial
You are the greatest
DAD


DAD...
YOU'RE OUT OF THIS WORLD!

Time Connectives Activities

Monday

Firstly	Then	Finally
Open my lunch box.	Eat my lunch.	Close and pack away my lunch box.

Cut the pictures and glue them in the correct box.

Tuesday

Firstly	Secondly	Lastly
Open my book.	Read my book.	Put away my book.

Cut the pictures and glue them in the correct box.

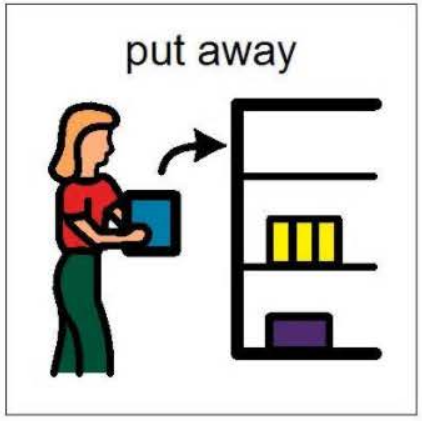

Wednesday

Firstly	Then	After that	Finally
Pick up my toothbrush.	Put toothpaste on my toothbrush.	Brush my teeth.	Rinse my toothbrush.

Cut the pictures and glue them in the correct box.

Thursday

Firstly	Secondly	Then	After that	Finally
Rinse my hands.	Apply soap onto my hands.	Rub my hands together.	Rinse my hands.	Dry my hands.

Cut the pictures and glue them in the correct box.





Friday

Firstly	Secondly	Then	After that	Finally
Get 2 pieces of bread.	Spread butter on the bread.	Spread Jam on top of the butter.	Place one slice of bread on top of the other.	Eat your sandwich.

Cut the pictures and glue them in the correct box.


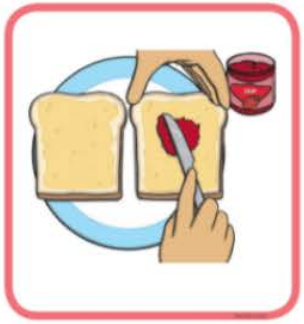




Afternoon Activities

Tuesday

Draw a map of your room and try to include everything that is in it. Use the examples to help you.



Wednesday

SAFE AND UNSAFE PLACES TO PLAY

SAFE	UNSAFE

Thursday

Create your own town map by adding in anything you like. You might choose to add your house, school, park or other buildings to the map.

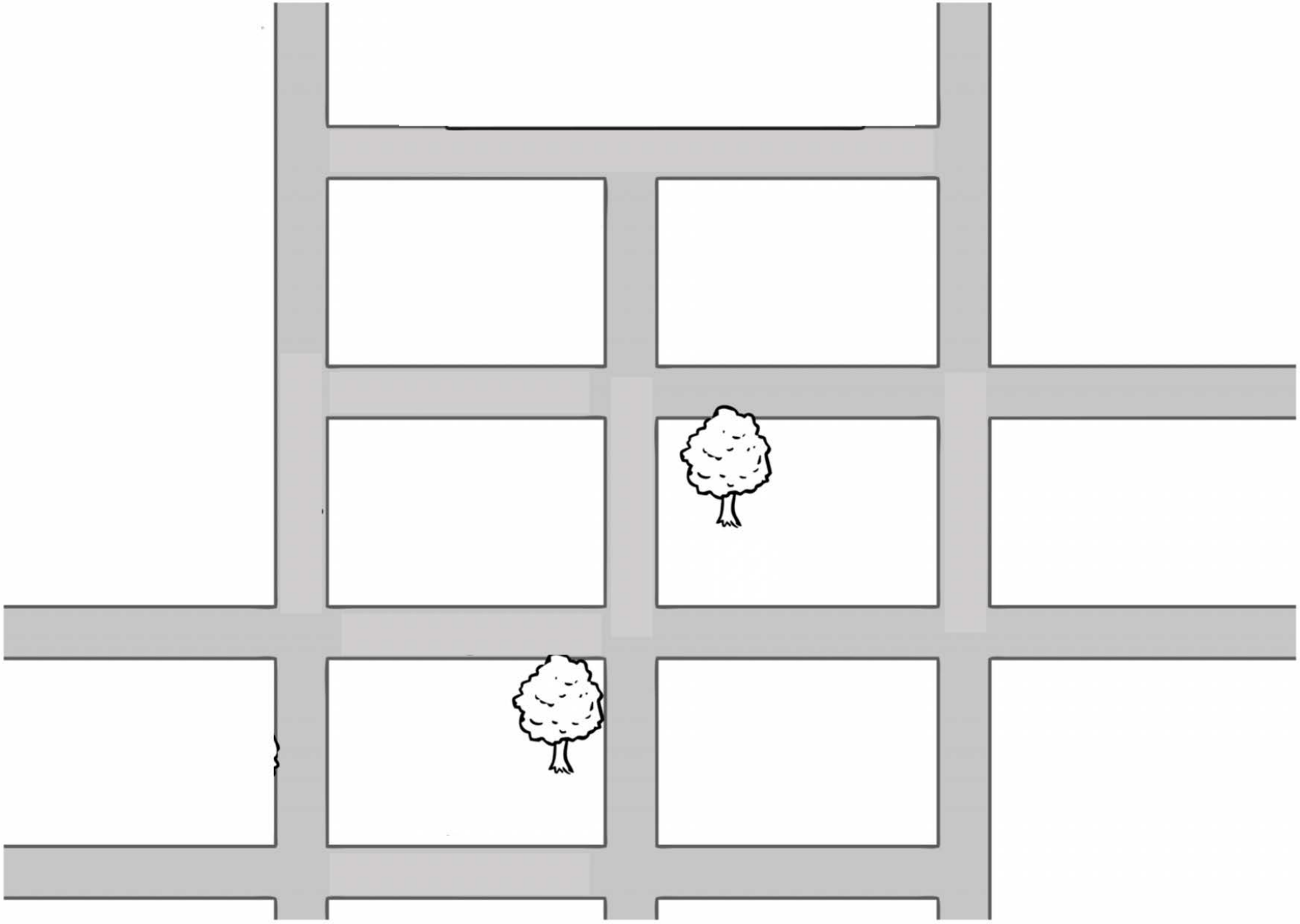

Maths

Monday
Mass – Hefting Draw and label a picture of yourself helfing the objects in your workbook. Answer the following questions – Which object was light to carry? Which was heavy to carry?

Tuesday
Mass – Heavy or Light? Walk around your house and find 6 objects. Select 2 of those objects and heft. Sort your object under light or heavy. You must have 3 in each category.

Mass	
Light	Heavy

Wednesday
Mass – Heaviest and Lightest

Complete the following template by drawing a picture of the heaviest and lightest in your house. Write in your reason why you think these objects are heaviest and lightest objects at home.

The lightest object in my house is _____. This is because _____.

The heaviest object in my house is _____. This is because _____.

Friday

seven

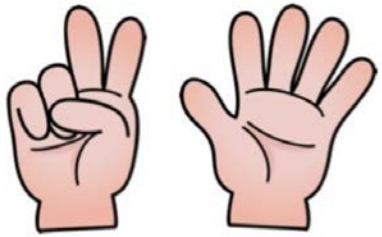

seven

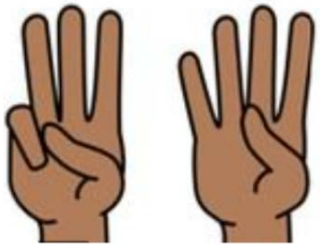

seven

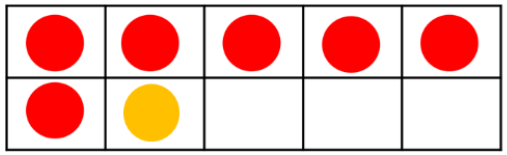

Maths Warm Up

Monday

Look at the playing card and subitise how many you see. Write the numeral, number word and draw a picture showing how many.

How many?	Write the numeral	Write the number word	Draw a picture
			
			
			

Tuesday

Draw a line to match the ordinal number to the place of the animal in the line up.

1st	4th	7th	2nd	5th	10th	3rd	6th	9th	8th
First	Fourth	Seventh	Second	Fifth	Tenth	Third	Sixth	Ninth	Eighth

Wednesday

Look at the playing card and subitise how many you see. Write the numeral, number word and draw a picture showing how many.

How many?	Write the numeral	Write the number word	Draw a picture
			
			
			

Thursday

Follow the instructions to colour the object in each row.

Colour the 3rd picture

Colour the 5th picture

Colour the 1st picture

Colour the 6th picture

Colour the 8th picture

Colour the 2nd picture

Colour the 4th picture

Colour the 7th picture

Colour the 9th picture

Friday

Look at the playing card and subitise how many you see. Draw a line to match it to the correct amount.



6	4	3	5	2	7
six	four	three	five	two	seven

Story Time – Monday

What did Thomas find on the beach to help decorate the sandcastle?

What did Grandpa find on the beach to help decorate the sandcastle?

Grandpa found _____

Thomas found _____

Draw the correct number of shells and stones on the sandcastle.

How many shells and stones altogether? _____

Cut out and put the pictures in the correct order. Then, using the pictures and your own words, retell what happened in the story.

7	6	5	4	3	2	1

Story Time – Tuesday

What does the sea sing?

circle the correct answer

swoosh, swoosh, swoosh

swash, swoosh, swish

swish, swash, swoosh



What happened to sandcastle at the end of the story?



What are some things in the story that start with b and s?

b	s



What happened to sandcastle at the end of the story?

Think of a time when you have been to the beach.
Talk about who you went with and what you did there.

If you haven't been to the beach, would you like to go there?
Why/Why not?
Who would you like to go with and what would you like to do there?

Design your own sandcastle on the beach.
Describe your sandcastle.

Wednesday – Story Time

Little Mouse was lost.
How was he feeling ?

Think of a time when you have been lost or scared. What happened and how were you feeling?

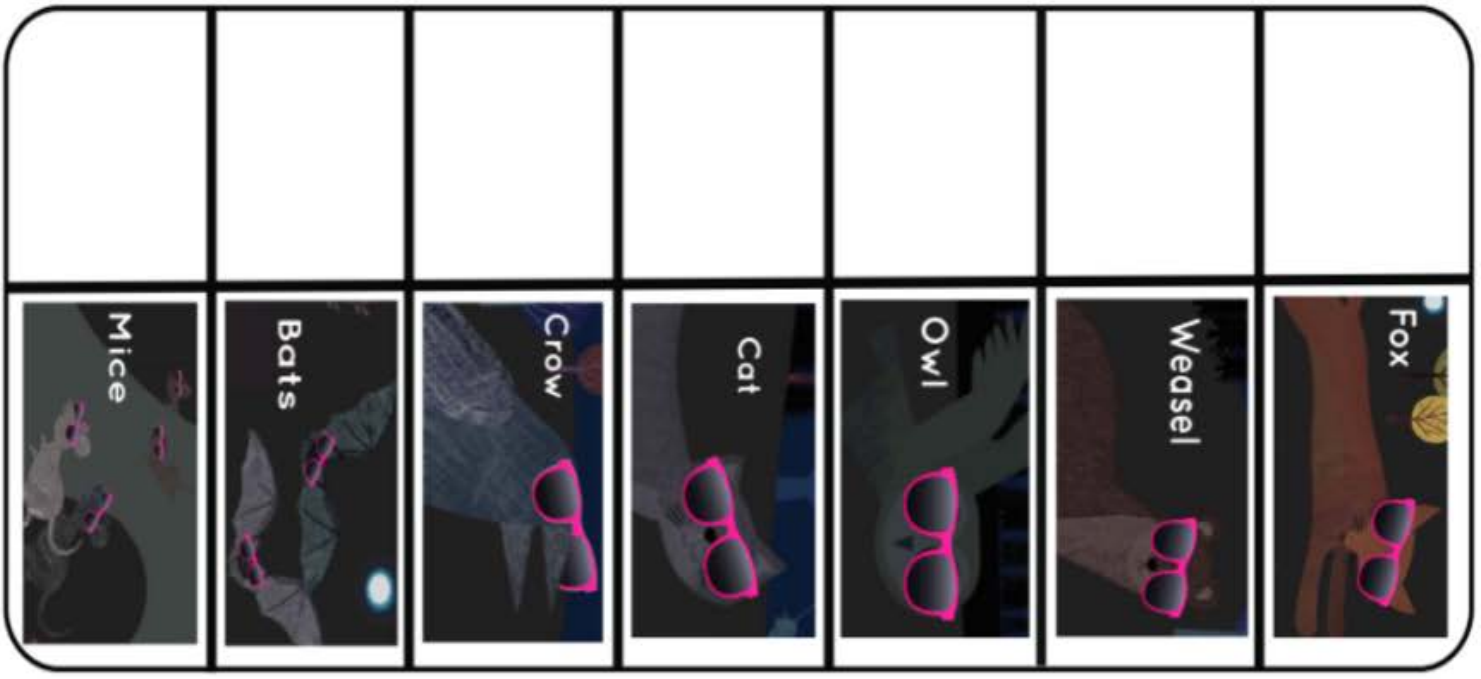

Cut out the eyes and match them with their animal owners.

Thursday - Story Time

Watch the video (see QR code on timetable)



What happens next? Finish telling the story.

You can record yourself on a device or you can tell someone like your mum or dad.

After you have finished telling the rest of the story, listen to your recording and write down your ideas.

If you haven't recorded yourself, repeat what happened and write down your ideas.

Friday – Story Time

Cut out and put the pictures in the correct order. Then, using the pictures and your own words, tell someone what happened at the beginning, middle and end of the story.

Remember to use time connectives: First, then, next, after, finally.